

PVA >30kVA

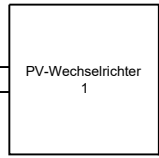
Ladestation E-Auto

Elektro Boiler

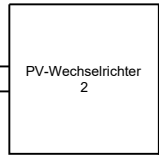
Wärmepumpe

Beschriftung
Wechselrichter

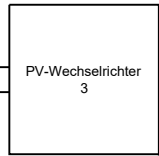
Lastabwurf Gr.1



Lastabwurf Gr.2




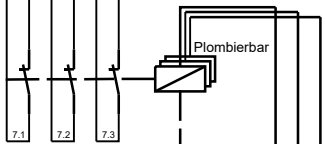
Lastabwurf Gr.3



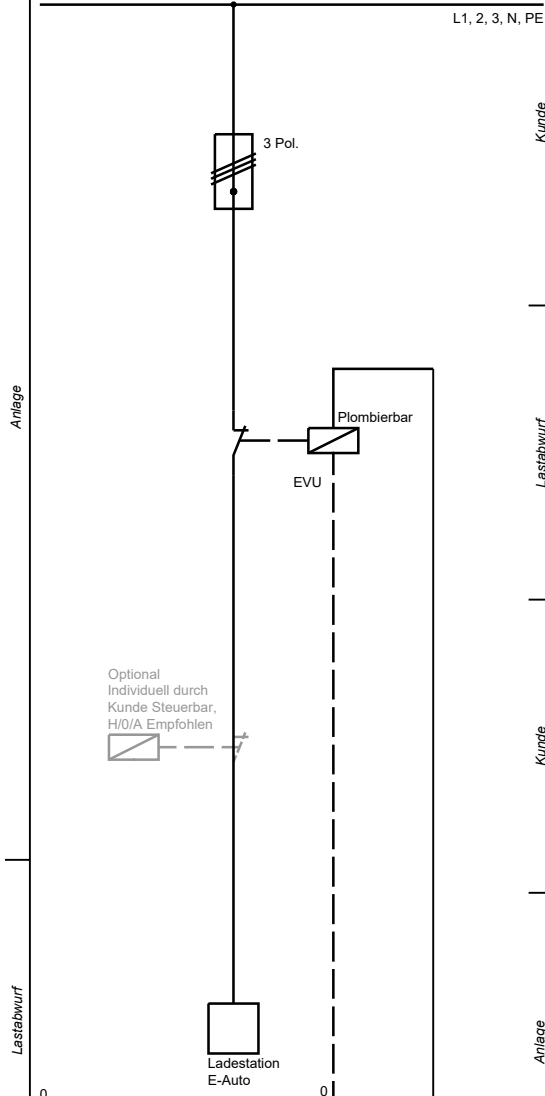
Lastabwurf Gr.1/2/3



Lastabwurf pro Wechselrichter 0/100% oder prozentual (0/30/60/100%)

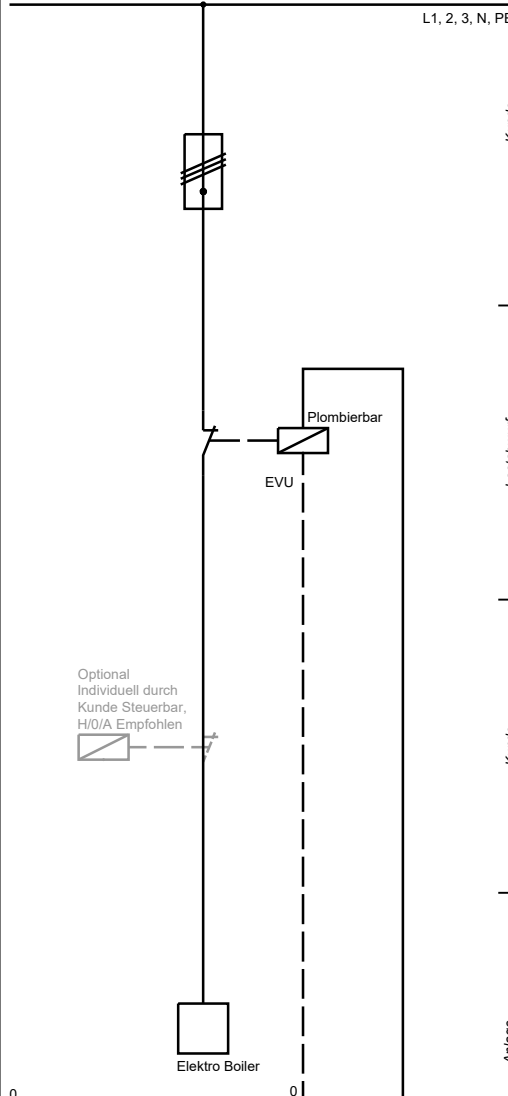


ab Messkreis Kunde
L1, 2, 3, N, PE



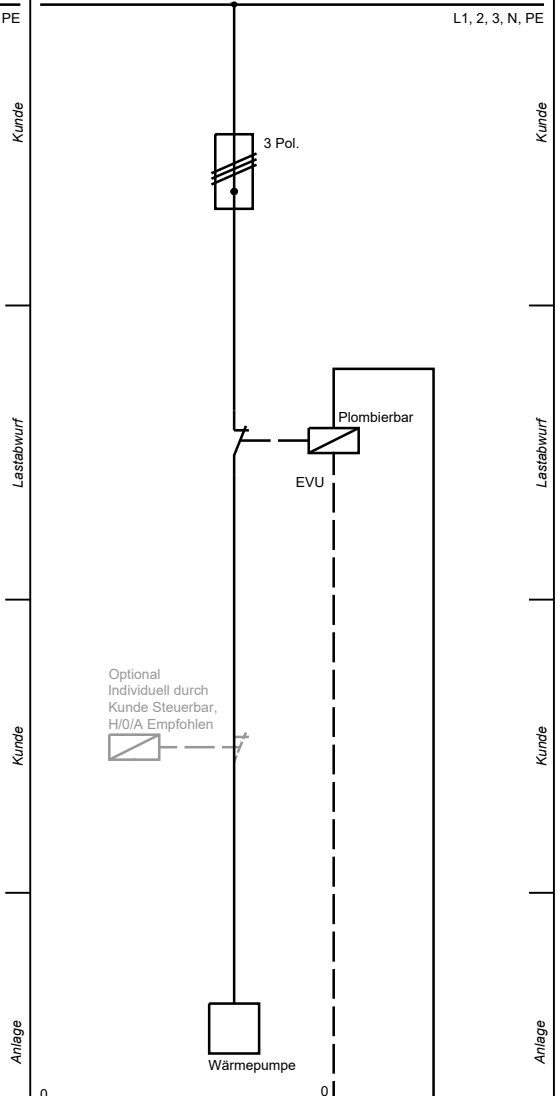
Optional
Individuell durch
Kunde Steuerbar,
H/O/A Empfohlen

ab Messkreis Kunde
L1, 2, 3, N, PE



Optional
Individuell durch
Kunde Steuerbar,
H/O/A Empfohlen

ab Messkreis Kunde
L1, 2, 3, N, PE



Optional
Individuell durch
Kunde Steuerbar,
H/O/A Empfohlen